

MT 625



COMPACT HANDLING SOLUTIONS



 **MANITOU**

www.manitou.com

MT 625 : simple, efficient and



MANITOU A GLOBAL NETWORK

- **1 400 points of sale...**
present in over **120 countries**
- Over 2 000 specialist technicians
- A spare parts distribution centre of
34 000 m²
- **A unique range of handling solutions**
 - Telescopic handlers
 - Masted forklifts trucks
 - Electrical and diesel aerial access platforms
 - Truck mounted forklifts
 - Industrial and semi industrial forklifts
 - Warehouse equipment...



MT **625**

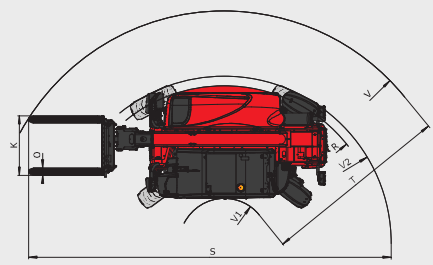
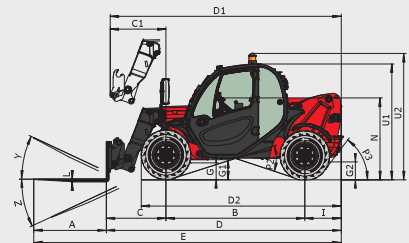
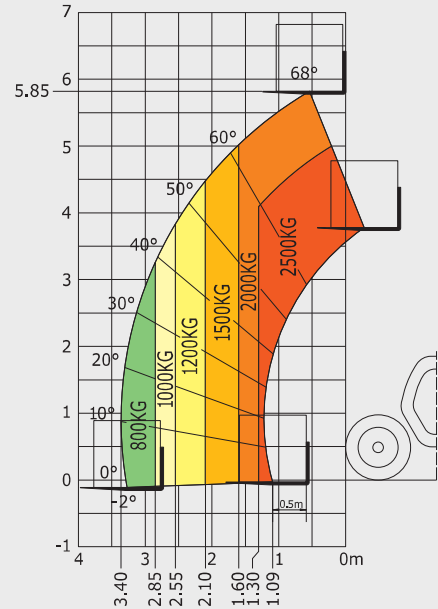
6 m / 2.5 T

MT 625 H

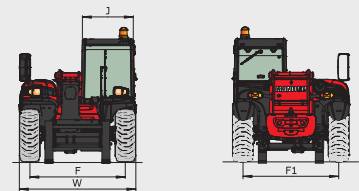
Lifting	
Max. capacity	2500 kg
Max. lifting height	5,85 m
Break-out force with bucket (ISO 8313)	3427 daN
Unladen time	
Lifting	8.0 secs
Lowering	5.4 secs
Extension	5.6 secs
Retraction	4.3 secs
Crowd	3.5 secs
Dump	3.6 secs
Tyres	12-16.5 12PR SKS CL TUBELESS
Braking	
Service brake	Oil immersed multi-disc braking
Parking brake	Automatic Negative Handbrake
Engine	
Type	KUBOTA STAGE III B / FINAL TIER 4
	V3307-DI-T-E4B
Cubic capacity	4 cylinders - 3331 cm ³
Power	75 HP/55.4 kW
Max. torque	265 Nm
Injection	direct
Cooling	water
Laden drawbar pull	3550 daN
Transmission	
	hydrostatic
Reversing shift	electro-hydraulic
Number of gears (forward/reverse)	2/2
Max. travel speed (may vary according to applicable regulations)	25 kph
Steering mode	4 wheel steer - 3 Steering Modes
	JSM® Joystick multi - function
	Load Limiter Cut off system - EN15000 Norm
Hydraulics	
Pump	gear type with priority valve 90 l/min - 235 bar
Capacities	
Cooling system	12 l
Oil engine	11.2 l
Hydraulic oil	115 l
Fuel	63 l
Unladen weight (with forks)	4800 kg
Dimensions	
C. Front wheel centre to carriage	0.99 m
B. Wheelbase	2.30 m
I. Rear wheel centre to rear face	0.60 m
D. Overall length to carriage	3.90 m
G1. Ground clearance	0.33 m
J. Overall width of cab	0.79 m
F. Inside tyre width	1.49 m
W. Overall width	1.81 m
U1. Overall height	1.92 m
Standard forks (length x width x thickness)	1200 x 125 x 45 mm
Turning radius (over tyres)	3.31 m
Noise and vibration	
Noise at driving position (LpA)	76 dB
Environmental noise (LwA)	104 dB
Vibration to whole hand/arm	<2,50 m/s ²

Rough terrain load chart standard EN1459 B

Machine on tyres with forks



mm	D2 3275	I 603	P3 52°	V1 765
A 1200	E 5094	J 797	R 3150	V2 3310,5
B 2300	F 1492	K 1015	S 6651,5	W 1813
C 991	F1 1492	L 45	T 3935	Y 12°
C1 928	G 240	N 1314	U1 1920	Z 117°
D 3894	G1 330	O 125	U2 2054	
D1 3831	G2 253	P2 37°	V 4700	



This brochure describes versions and configuration options for Manitou products which may be fitted with different equipment. The equipment described in this brochure may be standard, optional or not available depending on version. Manitou reserves the right to change the specifications shown and described at any time and without prior warning. The manufacturer is not liable for the specifications given. For more information, contact your Manitou dealer. Non-contractual document. Product descriptions may differ from actual products. List of specifications is not comprehensive. The logos and visual identity of the company are the property of Manitou and may not be used without authorisation. All rights reserved. The photos and diagrams contained in this brochure are provided for information only.

MANITOU BF SA - Limited company with board of directors - Share capital: 39,547,824 euros - 857 802 508 RCS Nantes

